

# American Talent Initiative

## Aggregate Data on Enrollment, Success, and Income

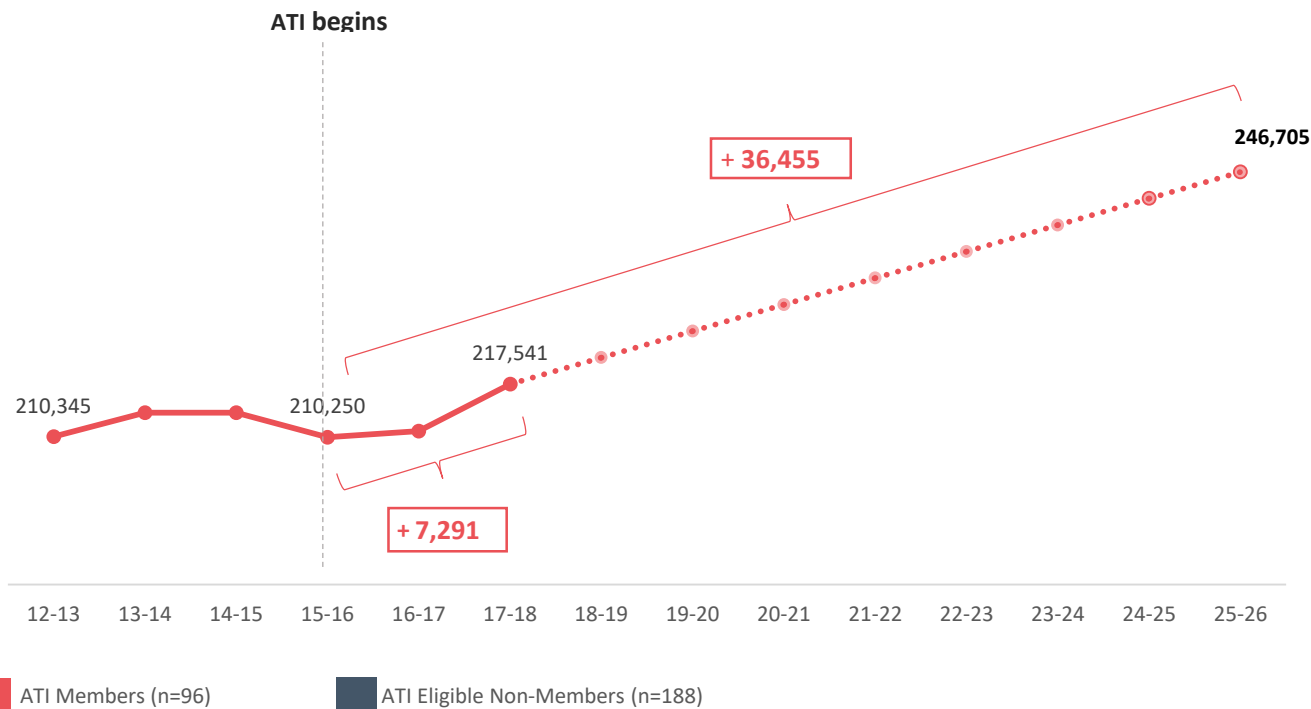
Release Date: 12/17/2018

This data addendum accompanies the American Talent Initiative's 2018 Impact Report, the first public report on aggregate progress toward ATI's goal: to increase enrollment of low- and moderate-income students by 50,000 at the nation's top colleges by 2025. The Impact Report and this data summary reveal that, between 2015-16 and 2017-18, ATI members increased enrollment of Pell student by **7,291**.

This addendum includes data submitted by ATI members on Pell student enrollment, first-generation student enrollment, and Pell student graduation rates. A subset of ATI members also opted to submit additional data on their student income distributions.

### Progress to the 50,000-by-2025 Goal

Members and Eligible Non-Members



### Collective Pipeline

**62,500**

Each year, at least 62,500 highly-qualified, lower-income high school and community college students don't attend institutions where they are most likely to graduate.

- Overall, ATI members added **7,291** Pell students between 2015-16 and 2017-18.
- ATI public members added **5,135** Pell students during this time period.
- ATI private members added **2,156** Pell students during this time period.
- If the current trend continues, ATI members will add **36,455** students by 2025. ATI-eligible, non-members would need to add **13,545** Pell students to meet the 50,000-by-2025 goal.

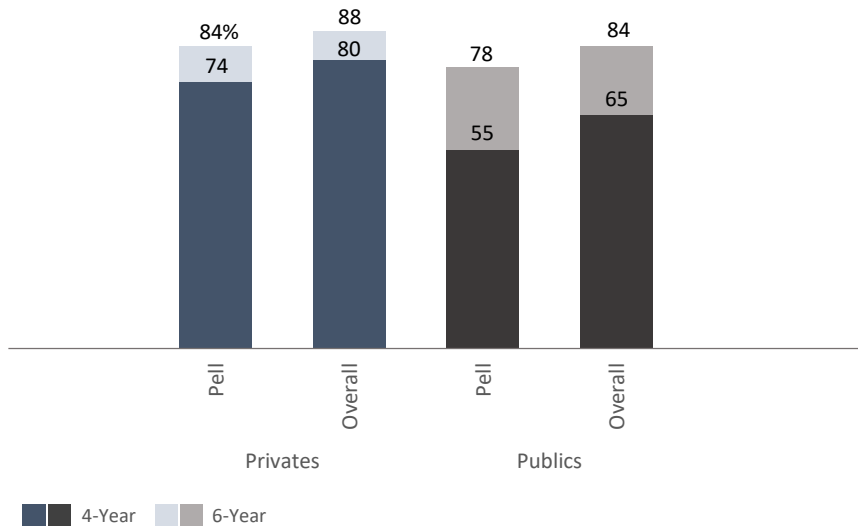
Note: Ninety-seven ATI members have been ATI members long enough to submit data as part of the 2018 Data collection. One ATI member was unable to submit any data on Pell student enrollment, so analyses in this addendum incorporate data from 96 members unless otherwise noted.



American Talent Initiative  
Aggregate Data on Enrollment, Success, and Income

**4-Year and 6-Year Graduation Rates**

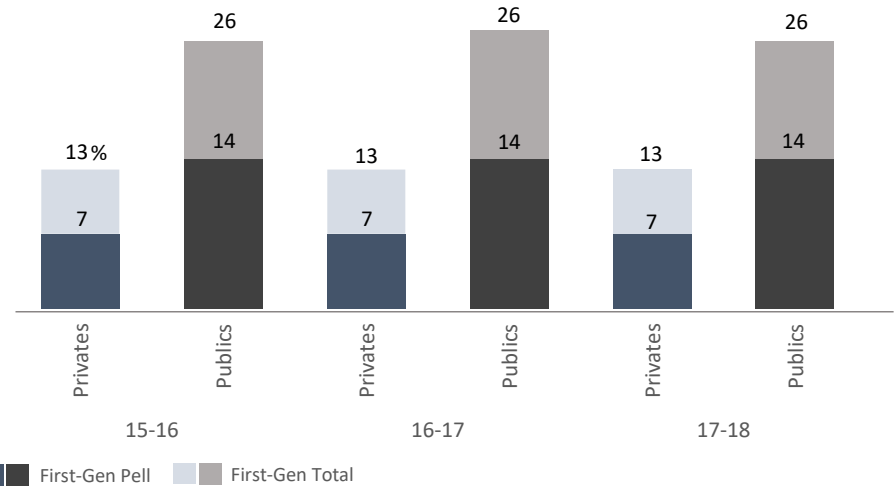
Member Privates and Publics, 2011 Cohort



At ATI privates (n=67), 84 percent of Pell students graduate in six years, compared to 88 percent of all students. At ATI publics (n=25), 78 percent of Pell students graduate in six years, compared to 84 percent of all students.

**First Generation Student Enrollment**

Member Privates and Publics

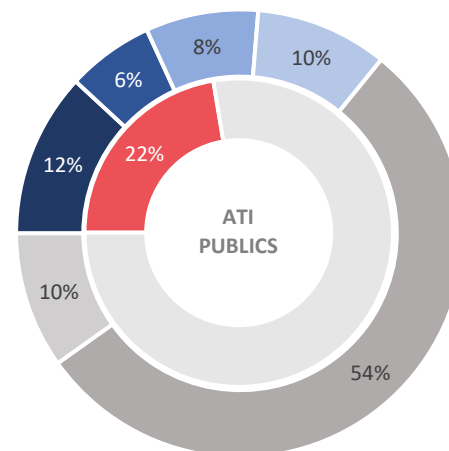
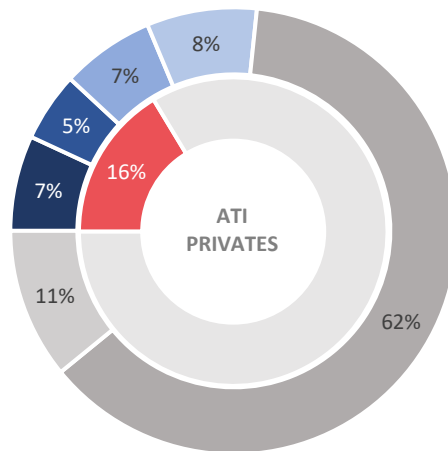


The share of first-generation students enrolled has remained fairly constant over time. At both public and private members, only about half of all first-generation students receive Pell grants.

**Detailed Income Distribution**

Member Privates and Publics, 2017-18

- \$0-\$30k
- \$30-48k
- \$48-75k
- \$75-110k
- \$110+/Unknown\*
- Non-resident alien
- Pell



Fifty-three ATI members opted to submit income data; at these institutions, Pell share *roughly* approximates the bottom three income categories.

\*Many ATI members have students for whom there is no income data available, those students are assumed to be "high-income" and are included in the \$110+ category.

An earlier published version of this report incorrectly graphed the \$110+/Unknown and Non-resident alien categories. As of 1/9/2019, this error is now corrected. Students whose first-generation status is unknown are not included in "First Generation Student Enrollment." For any questions regarding this ATI data report, please contact ATIDataReports@ithaka.org.